



Danfoss



Danfoss "complete" solenoid valves

Easy selection - for a variety of uses

Our new solenoid valve program includes valves suitable for most open and closed systems. The program comes complete with the new clip-on coil and IP65 electrical plug and has been carefully designed to simplify product selection.

To select the right valve all that is required to be known is:

- Open or closed pipe work system
- Pipe size
- Electrical voltage

The Danfoss "complete" valve program consists of three valve types:

EV210B: Valves for oil, air and water - for open and closed systems

- For small pipe sizes and low flow requirements (upto 20l/min)
- Suitable on both open and closed systems

EV250B: Valves for water - for open and closed systems

- For pipe sizes between 3/8" and 1"
- Suitable for closed or open systems
- Good choice when the pressure is unknown or very low
- Also the ideal choice as a drain valve

EV220B: Valves for oil, air and water - mainly for open systems

- For pipe sizes 3/8" up to 2"
- High flow capacity
- Water hammer damped
- Mainly open systems only

Optimum water hammer damping:

Valves used on open pumped system can cause water hammer problems if they are not damped properly (i.e. close softly and slowly). Water hammer is a phenomenon that can damage pipe work and other components in any system as well as causing the occasional noisy bang as the valves close suddenly. In Danfoss valves, the late closing stage of the valve is controlled by using a carefully shaped diaphragm, this diaphragm is further stiffened and re-enforced with a fibrous mesh, and finally a special damping cone is attached to the diaphragm.

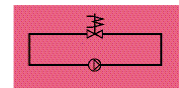
The combination of these special components reduce noise and water hammer and increase the lifetime of other components in the system.

Improved coil system:

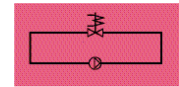
Valves will be provided complete with the new "clip-on" coils; these coils have a much-improved method of attaching themselves onto the valve, providing not only a simpler and securer fastening but also a hermetic watertight seal. This allows the coil to be used in more aggressive environments and ensures a longer lifetime for the product.



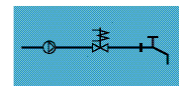
Type	Connection	Code no.	Diff. pressure bar min - max	Media temp. °C	Body length mm	K _v value (m ³ /h)
EV210B 1.5B	G 1/8	032U1458	0 - 30	-10° to +90°	35	0.08
EV210B 3B	G 1/4	032U1470	0 - 20	-10° to +90°	38	0.30
EV210B 4.5	G 3/8	032U1480	0 - 10	-10° to +90°	38	0.55



EV250B 10B	G 3/8	032U1571	0 - 16	-30° to +140°	58	2.5
EV250B 12B	G 1/2	032U1580	0 - 16	-30° to +140°	58	4.0
EV250B 18B	G 3/4	032U1614	0 - 10	-30° to +140°	90	6.0
EV250B 22B	G 1	032U1624	0 - 10	-30° to +140°	90	7.0



EV220B 10B	G 3/8	032U1518	0.1 - 20	-10° to +90°	51	1.5
EV220B 12B	G 1/2	032U1538	0.3 - 10	-10° to +90°	58	2.5
EV220B 15B	G 1/2	032U4514	0.3 - 16	-10° to +90°	80	4
EV220B 20B	G 3/4	032U4530	0.3 - 16	-10° to +90°	90	8
EV220B 25B	G 1	032U4534	0.3 - 16	-10° to +90°	109	11
EV220B 32B	G 1 1/4	032U4568	0.3 - 16	-10° to +90°	120	18
EV220B 40B	G 1 1/2	032U4585	0.3 - 16	-10° to +90°	130	24
EV220B 50B	G 2	032U4604	0.3 - 16	-10° to +90°	162	40



Add the Code number suffix to denote coil voltage:

24V ac - 16
230V ac - 31
24V dc - 02

More information can be obtained in our datasheets.

Danfoss can accept no responsibility for possible errors in catalogues, brochures and other printed material. Danfoss reserves the right to alter its products without notice. This also applies to products already on order provided that such alterations can be made without subsequential changes being necessary in specifications already agreed. All trademarks in this material are property of the respective companies. Danfoss and the Danfoss logotype are trademarks of Danfoss A/S. All rights reserved.